



Made For Marbles



Goal: Design a box using paper pentomino pieces that will hold a marble. Find out which of the 12 pentomino pieces can be folded into an open-top box and which ones can't.

You will need:

Scissors


Tape

Paper pentominoes

Marbles

What to do: Cut out the 12 pentomino shapes. Fold the shapes along the interior lines. Use tape to hold the boxes together. Keep track of which shapes can be folded into an open-top box. How many boxes can you make with the 12 pentomino shapes?

Shapes that work



Shapes that don't work

