

# count · play · explore

## DISCOVER THE POWER OF MATH

Early math activities for you and your child to enjoy together.

**Babies Count** - Count with your baby when it's time to get dressed. Say, "I have two socks and so do you. Let's count socks, one, two."

**Toddlers Count** - Count with your toddler. Count fingers, count toes, count eyes, count noses. Notice with your child that eyes, ears, feet, and hands are in pairs or groups of two. Can you find other pairs together?

**Preschoolers Count** - Make a group of no more than five objects. Count each object in the group. Talk about how you could arrange or move the objects to make it easier to tell if everything has been counted.

**Kindergarteners Count** - Write the numbers 1-6 on pieces of paper. Have your child roll a dice and match the numbers rolled to the numbers written on the paper.

**Grade School Kids Count** - Pick five numbers between 0 and 25. Ask your child to put them in order from least to greatest.

**Babies Play** - Soft blocks and other safe household items are fun for babies. Stack them, count them, and talk about their shapes and sizes.

**Toddlers Play** - Build a tower together with cardboard boxes. Knock it down and build it again.

**Preschoolers Play** - Make a movement pattern. Clap, Clap, Jump, Clap, Clap, Jump. Make a snack pattern. Carrot, Carrot, Pretzel, Carrot, Carrot, Pretzel. Eat your pattern!

**Kindergarteners Play** - Choose a number and have a number scavenger hunt. Where did you find the number? How many times did you find it?

**Grade School Kids Play** - Use triangles, squares, rectangles, circles, and hexagons to make a picture.

**Babies Explore** - Explore the different sounds a rattle makes when shaken slowly, when shaken quickly, or when it is rolled. Shake the rattle in different ways. Will your baby imitate you? Let your baby shake the rattle. Imitate the sounds your baby made.

**Toddlers Explore** - Encourage your toddler to find out how many cups of water a container will hold. Count the cups of water together.

**Preschoolers Explore** - Ask your preschooler how many pieces of popcorn they think it will take to fill one cup. Count and see how close they came to the right answer.

**Kindergarteners Explore** - Ask your child to predict how many jumping jacks they can do in one minute. Do jumping jacks for one minute. Compare the number predicted with the actual number of jumping jacks. Was it more or less? Was it a close guess?

**Grade School Kids Explore** - Explore different ways to make a dollar with coins. Find five different combinations.











# STEM FAMILY ACTIVITIES

for independent learning

## WHAT'S THE WEATHER TODAY?

Activity:	Optional Technology Connections:
1. Draw and describe what the weather looks and feels like for several days in a row (sunny, cloudy, windy, rainy, stormy)	 Use the weather app on a cell phone or go online to <a href="http://weather.com">weather.com</a> to look up your local current temperature.
2. After collecting weather data for several days, what did you notice about the weather? What changes did you observe?	Create a graph <a href="http://tingurl.com/graphtheweather">tingurl.com/graphtheweather</a> Online bar graph <a href="http://tingurl.com/onlinebargraph">tingurl.com/onlinebargraph</a> 
3. Count how many days were sunny, how many days had clouds, and how many days you felt a breeze.	Interested in learning more about clouds? <a href="http://weatherwizkids.com/weather-clouds.htm">weatherwizkids.com/weather-clouds.htm</a> 
4. Based on your observations, can you predict what the weather will be tomorrow?	Read-aloud of the book "Curious George, Rain or Shine" <a href="http://tingurl.com/CuriousGeorgebook">tingurl.com/CuriousGeorgebook</a> 
5. Share and discuss any questions you have about the weather.	Google your weather questions and discuss what you learned. 
6. Extension: On sunny days, it can get warm standing in the sun. Use supplies from around the house (cardboard, tape, paper, foil, etc.) to design and build a hat that will protect you from the sun.	 Take a picture of yourself wearing your new hat!

Optional: Go to this link to print a "STEM journal" to record your observations and questions.  
[tingurl.com/STEMjournal2](http://tingurl.com/STEMjournal2)



**fresno county**  
**superintendent of schools**

For more resources or support, contact  
 Jon Dueck, FCSS STEM Direction – [jdueck@fcoe.org](mailto:jdueck@fcoe.org)  
 or visit our website: [stem.fcoe.org](http://stem.fcoe.org)