

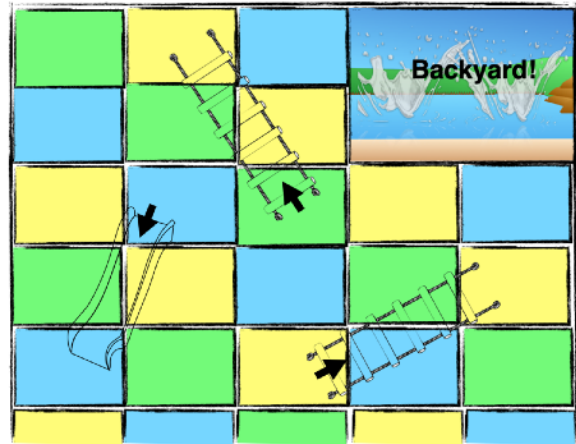
Race to the Backyard!

This game is for two to four players

Goal: Be the first animal to make it to the backyard!

You will need:


- Printed or drawn animal cards
- Printed or written direction cards
- Printed or drawn game board
- Dice
























How to play:

- Each player chooses an animal to play with and places it on “Start.” Place the direction cards in a pile facing down.
- The youngest player goes first. Pick a card from the direction card pile and roll the dice.
 - Move your animal from “Start” following the direction and moving the number rolled. For example, if the direction card is “right” and a 3 is rolled, the player would move their piece to the right three spaces.
 - A player can only move if they are in a place that allows the direction. For example, if there are no spaces to the left, the player can not move.
 - If you land on a space that has a ladder, you must follow it up to the indicated space. If you land on a space that has a slide, you must follow it down to the indicated space.





For children who haven't grasped the idea of diagonal, left or right, help them by showing what direction they can go.

| | | | | |
|---|---|---|--|--|
| Left  | Right  | Down  | Up  | Backwards |
| Diagonal  | Diagonal  | Diagonal  | Diagonal  | Left  |
| Left  | Right  | Down  | Up  | Backwards |
| Right  | Down  | Up  | Backwards | Right  |
| Left  | Right  | Down  | Up  | Backwards |

